


**Questionnaire for CICC – Completed December 2022,
Returned to Designate for CIC Jan 2023**

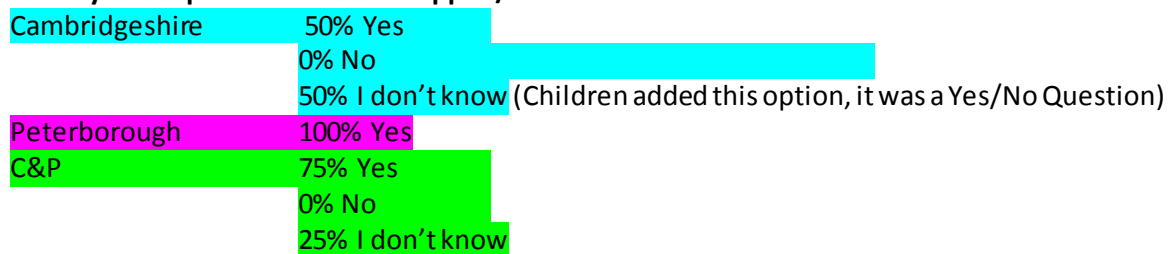
Cambridgeshire – 4 Questionnaires returned
Peterborough – 4 Questionnaires returned
C&P – Total of 8 Questionnaires to report on

Specifically thinking about your experience of receiving Initial and Review Health assessments:

Did you know what you were attending? Yes No



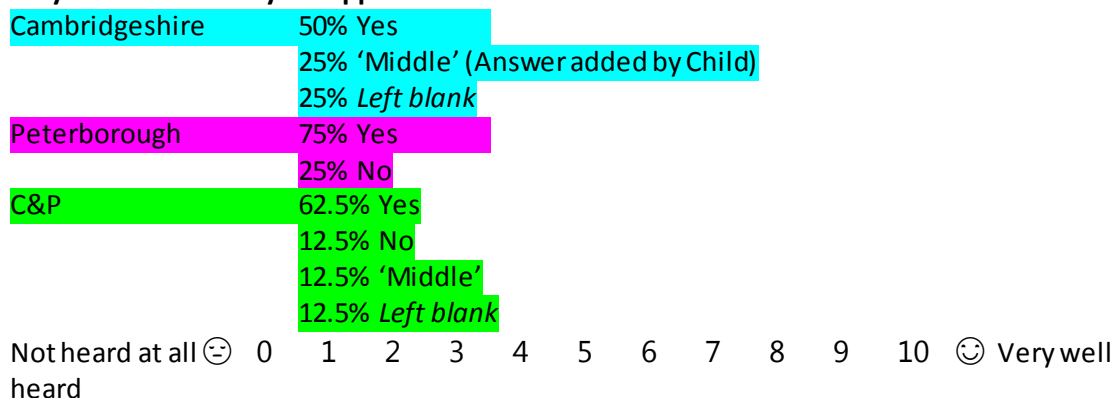
Did anyone explain what would happen/be discussed? Yes No



What did you expect?

- Cambridgeshire**
- I don't know
 - Didn't expect anything
 - I don't know
 - ?
- Peterborough:**
- Everything
 - A quick check on my height and weight and a few questions on my current health
 - I didn't really know
 - Left blank

Do you feel heard at your appointments? Yes No Please circle a number below



Cambridgeshire total score – 30 out of 40. Average score 7.5
Peterborough total score – 23 out of 40. Average score 6
C&P total score – 53 out of 80. Average score 7

Do the clinicians speak to you?

Yes No

Cambridgeshire 50% Yes
 0% No
 25% 'I cant remember' (Child added this response, it was a yes/no question)
 25% 'I don't know what clinicians are' (Child added this response, it was a yes/no question)

Peterborough 50% Yes
 50% No

C&P 50% Yes
 25% No
 12.5% 'I cant remember' (Child added this response, it was a yes/no question)
 12.5% 'I don't know what clinicians are' (Child added this response, it was a yes/no question)

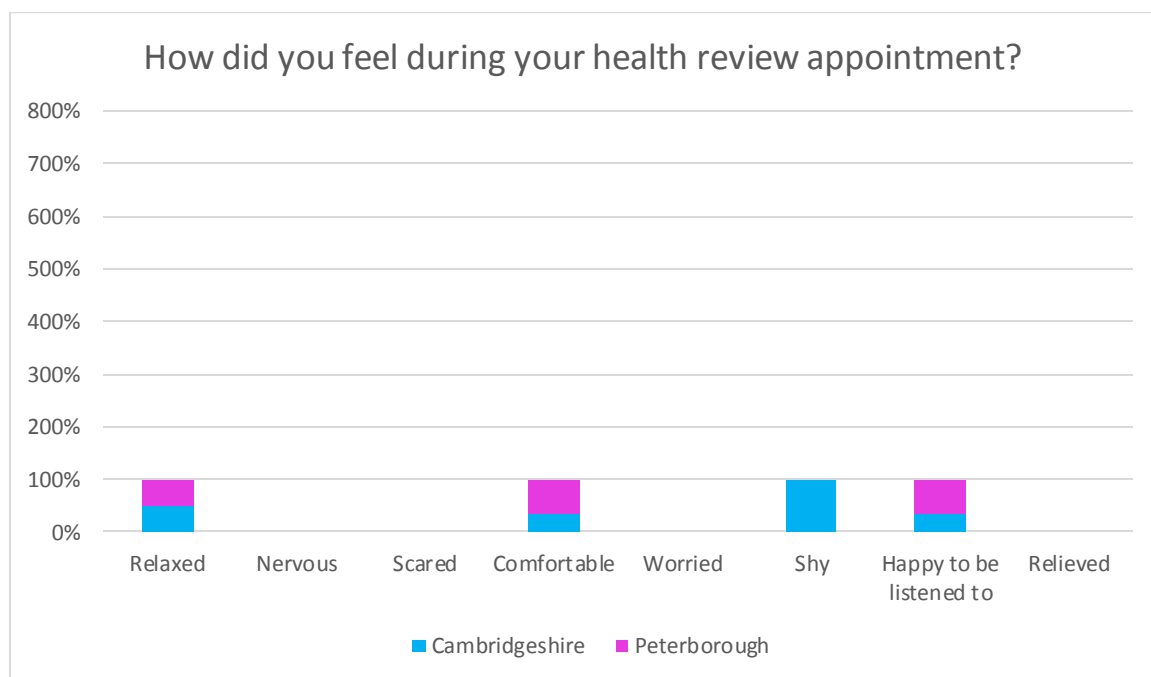
Or do the adults speak about you?

Yes No

Cambridgeshire 100% Yes
 Peterborough 25% Yes
 25% No
 50% Not answered
 C&P 32.5% Yes
 12.5% No
 25% Not answered

How did you feel during your health review appointment?

Relaxed Nervous Scared Worried
 Comfortable Shy Happy to be listened to Relieved



On a scale of 0-10 how would you rate your experience of health assessments? Please circle number

Not good 😞 0 1 2 3 4 5 6 7 8 9 10 😊 Excellent

Cambridgeshire total score – 19 out of 30. Average score 6 NB: 1 questionnaire not completed this question.

Peterborough total score – 16 out of 40. Average score 4

C&P total score – 35 out of 70. Average score 5

Additional comments:

Cambridgeshire – None

Peterborough

- 'Therapy don't do anything to me'

Did you understand everything during your appointment?

Yes No

Cambridgeshire	50% Yes
	25% No
	25% Not answered
Peterborough	50% Yes
	50% No
C&P	50% Yes
	37.5 No
	12.5% Not answered

Were you aware that you could talk to the Doctor or Nurse alone?

Yes No

Cambridgeshire	75% Yes
	25% Not answered
Peterborough	75% Yes
	25% No
C&P	75% Yes
	12.5% No
	12.5% Not answered

If there was anything you could change about your appointment what would it be?

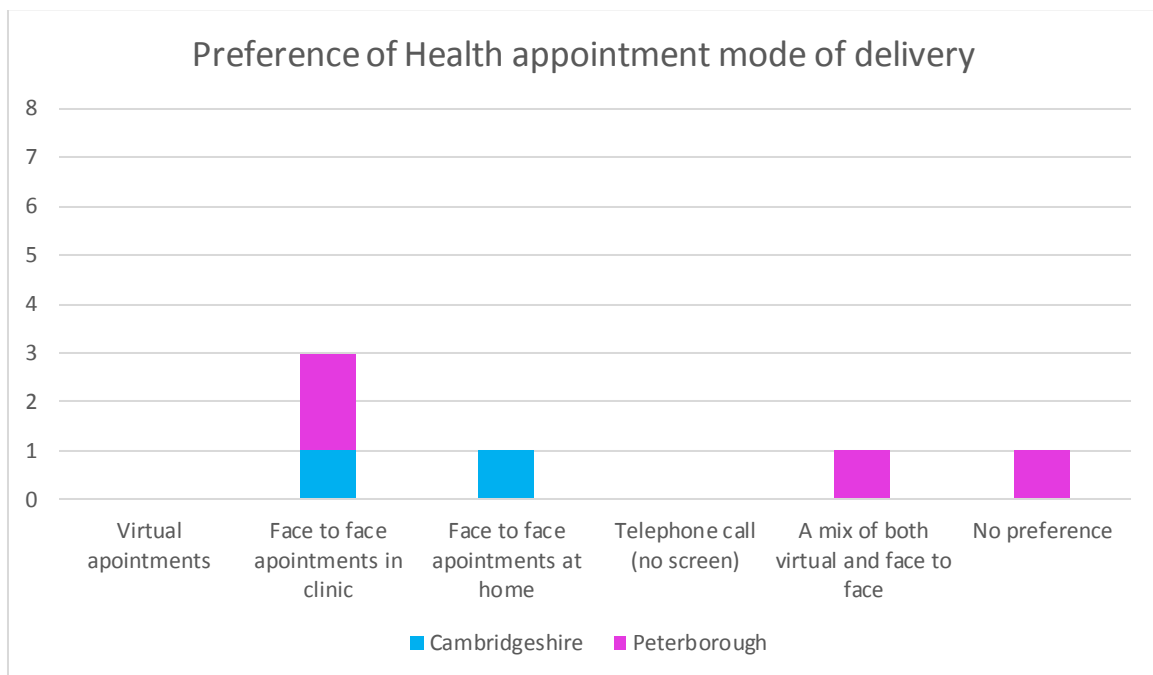
Cambridgeshire	50% answered 'No' or 'N/A'
	50% Not answered (left blank)
Peterborough	50 % answered 'No' or 'Nothing'
	25% Not answered (left blank)
	25% (1 person) left a detailed response: * Local Appointments
	* Suicidal thoughts leave my head
	* Relationship help

NB: Suicidal thoughts were discussed with workers at CICC and followed up with appropriate medical appointment.

C&P 50% answered 'No', 'N/A' or 'Nothing'
 37.5% not answered (left blank)
 12.5% gave qualitative answer: * Request local appointments
 * Support with Mental Health
 * Support with relationships

Over the last 2-3 years we have used virtual appointments. Now we are using a mix of face to face and virtual appointments (Mostly face to face). What is your preference?

Virtual appointments Face to Face appointments in clinic
 Face to face appointments at home Telephone call (no screen)
 A mix of both virtual and face to face No preference



C&P Overwhelming response of preference for Face to Face contact for health appointments.

When you have attended a clinic for appointments, what are your thoughts on the location?

Cambridgeshire: 50% Not answered (left blank)
 50% answered 'fine' or 'good'

Peterborough 25% not answered (left blank)
 25% answered 'none'
 25% answered 'it's local'
 25% answered: 'too far travel wise'

NOT Child/young person friendly 😊 0 1 2 3 4 5 6 7 8 9 10

😊 VERY child/young person

Cambridgeshire	Scored 20 out of 30	Average score 6.5
Peterborough	Scored 26 out of 40	Average score 6.5
C&P	Scored 46 out of 70	Average score 6.5

NB: 1 questionnaire not completed this question.

How do you think health services could be improved for Care experienced children and young people? (please be as honest as possible)

Cambridgeshire	75% questionnaires left blank for this question 25% answered: 'Can't remember'
Peterborough	75% answered 'N/A' or 'Nothing' 25% questionnaires left blank for this question
C&P	50% questionnaires left blank for this question 37.5% answered 'N/A' or 'Nothing' 12.5% didn't answer this question.

Are you able to tell us something positive about a recent health appointment?

Cambridgeshire	75% left this question blank 25% answered 'can't remember'
Peterborough	25% N/A 25% answered 'No' 25% left this question blank 25% answered: 'felt listened to and my questions were answered'

Verbal feedback from the CIC at the point of returning the questionnaires:

- It was too long, and there were too many questions
- We preferred the multiple choice questions
- Reiteration that they all preferred face to face appointments as opposed to virtual methods
- Shalina Chandoo, Quality Assurance Lead (Participation and Independent Visiting) suggested sharing the questionnaire wider to the Care Leavers forum who may be better placed to answer some of the more open questions.

This page is intentionally left blank