



Police and Crime Commissioner
CAMBRIDGESHIRE AND PETERBOROUGH

POLICE AND CRIME COMMISSIONER

PRECEPT SURVEY REPORT

January 2022

1. Introduction

- 1.1 The Policing Protocol Order 2011, which came into force on 16 January 2012, states that “*the Police and Crime Commissioner is the recipient of all funding, including the government grant and precept and other sources of income, related to policing and crime reduction and all funding for a force must come via the Commissioner*”.
- 1.2 In Cambridgeshire, police funding comes from three main sources.
 - Central government grant
 - Local council tax (precept)
 - Other grants to support victims of crime.
- 1.3 The Police and Crime Commissioner has a statutory duty to set the precept for the Cambridgeshire force area, allowing him to decide the budget and allocate assets and funds to the Chief Constable for the forthcoming financial year.
- 1.4 The Commissioner has committed to engaging with the public regarding the precept decision-making processes via an online public survey.
- 1.5 This document sets out the approach taken by the Office of the Police and Crime Commissioner to deliver this commitment. It includes analysis of the public response to the survey.
- 1.6 On 16 December 2021, the Government settlement included an ability for Police and Crime Commissioners to increase the policing part of council tax by up to £10 per year (or 83p per month) in 2022/23 (based on a Band D property).
- 1.7 A press release explaining the proposed precept increase was published on the Police and Crime Commissioner’s website¹ at

¹ [The Police & Crime Commissioner for Cambridgeshire | Commissioner proposes precept increase to support record officer numbers for Cambridgeshire and Peterborough \(cambridgeshire-pcc.gov.uk\)](https://www.cambridgeshire-pcc.gov.uk/news/2021/12/16/commissioner-proposes-precept-increase-to-support-record-officer-numbers-for-cambridgeshire-and-peterborough)

2 Outline of the survey

- 2.1 The online public survey was undertaken by the Office of the Police and Crime Commissioner (OPCC), on behalf of the Police and Crime Commissioner (the “Commissioner”). Members of the public without access to the internet were offered the opportunity to provide their views via telephone.
- 2.2 The survey, which was hosted via the Commissioner’s website, was launched on 6 January 2022. The survey was available for two weeks. It closed at 5pm on 20 January 2022. A copy of the survey is shown at **Appendix 1** to this report.
- 2.3 The introduction to the survey outlined how this increase would enable the Chief Constable of Cambridgeshire Constabulary (the “Constabulary”) to invest in several areas². The survey was designed to enable quantitative and qualitative analysis. It included separate questions seeking the views of the public about crime and policing. The focus of the questions was about safety, effectiveness, value for money and the priorities of the Constabulary and Partners. This enabled a ‘temperature check’ of what issues local people are concerned about and how safe they feel living in Cambridgeshire. Some of the questions were a follow up to those used by the Commissioner to develop his Police and Crime Plan.
- 2.4 Included in the survey was a question specifically focussing upon the proposed precept. The survey asked whether people agreed that the proposed increase of 83p per month (based on a Band D property) was value for money.

3. Summary of the survey activity

- 3.1 The survey was launched and communicated to the public via the following methods:
- A press release containing a link to the survey and wider background was distributed to all Cambridgeshire and Peterborough media
 - Social media posts on the Commissioner’s Facebook, Twitter and Instagram accounts signposting to the press release, wider narrative and survey link
 - Distributed through the Commissioner’s Ecops account (c. 20,000 subscribers)
 - Shared with countywide Comms colleagues through the Warn & Inform Comms group for publication on staff intranets and sharing on their social media accounts
 - Disseminated via partnership networks
 - Shared with seldom-heard representative groups.

A full list of all channels engaged through the survey and resulting media coverage is provided at **Appendix 2** to this report.

- 3.2 Internally, officers, staff and volunteers from the Constabulary were engaged through internal channels and also given the opportunity to comment.

² Precept Report

4 Analysis & Findings

- 4.1 The section is a summary of the analysis and findings of the survey responses, as the survey only closed a day prior to the closure of this survey, full analysis has not been completed. In particular text analysis of the extensive feedback received in the free text areas of the survey.
- 4.2 In total, 1,566 people responded to the survey. All respondents were via the online survey with no telephone calls received.

Responses by area

- 4.3 Chart 1 below shows the percentage of the 1,566 responses received by area. Huntingdonshire with 387 (25%) responses had the highest returns. This was followed by South Cambridgeshire, Peterborough, Cambridge City, Fenland and East Cambridgeshire. Overall, 42 respondees either preferred not to disclose which area they lived in or identified that that they did not live in the area, but worked in the area or left this field blank. One responder declared that they had no permanent residency.

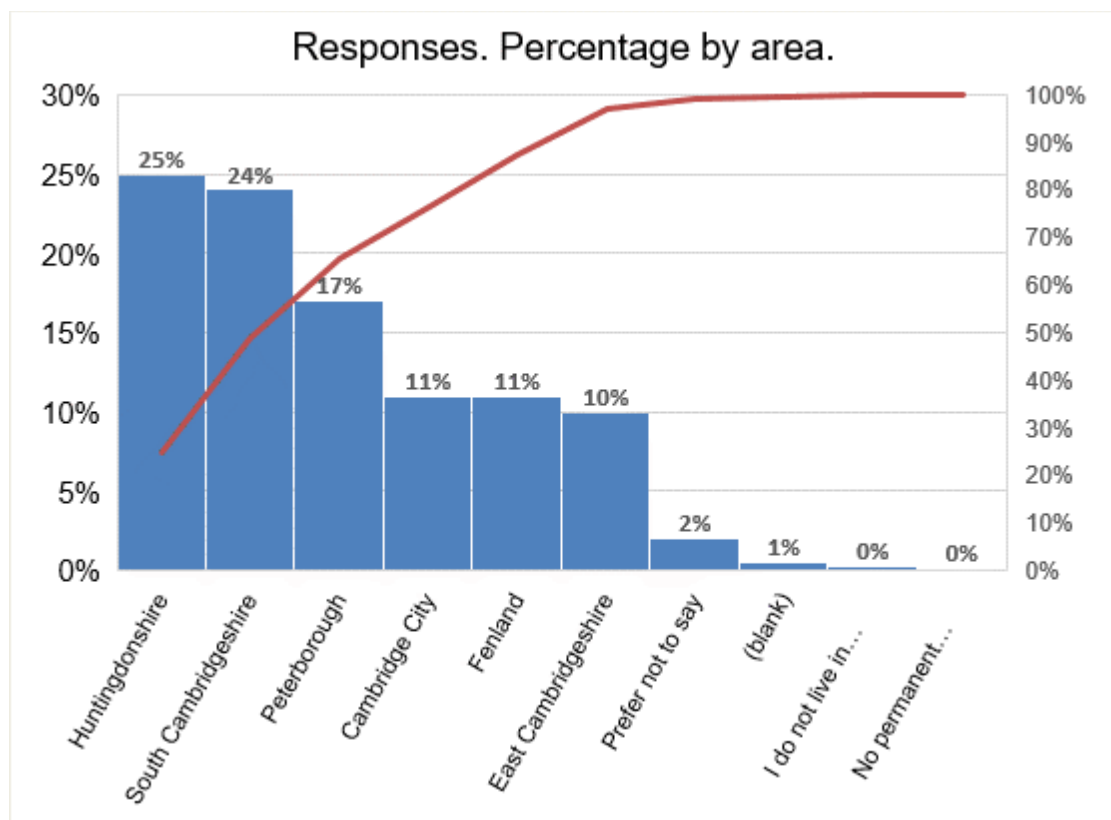


Chart 1: Responses. Percentage by area.

Demographic Information

- 4.4 Chart 2 provides a break down by age of the respondents. The highest response rate came from the 65 or Above age group, with 622 (40%).

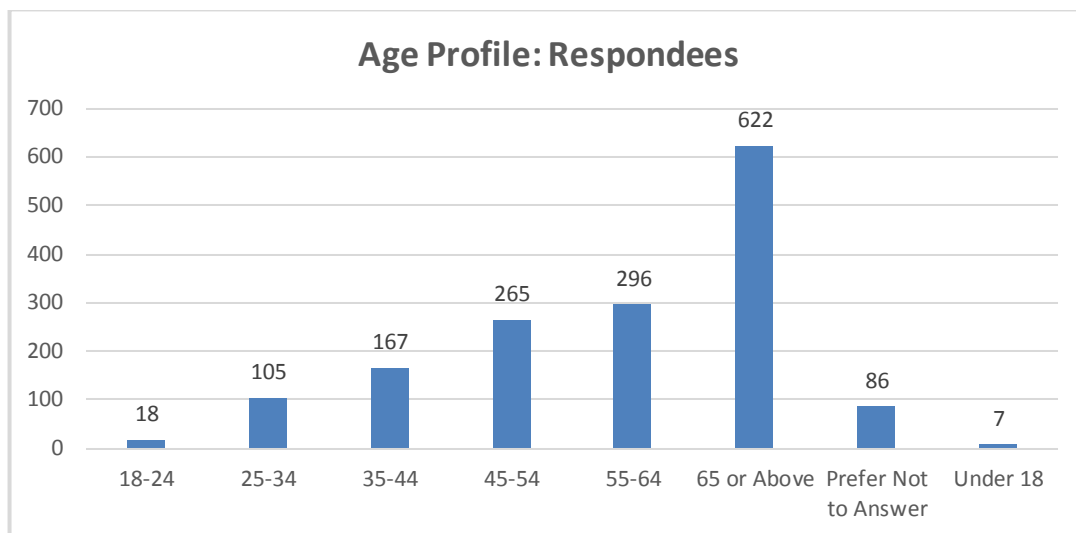


Chart 2: Age Profile: Respondees.

- 4.5 Table 1 provides a breakdown by ethnicity. Eight percent of the respondents preferred not to disclose their ethnicity. The majority of the respondents (72%) categorised themselves as White English. The ethnicity of respondents is not representative of the diverse communities across Cambridgeshire.

Ethnicity	Number of Respondents
African	2
Any other Asian background	3
Any other Mixed or Multiple ethnicity	9
Any other White background	68
Asian or British Asian	8
Caribbean	1
Chinese	3
Indian	5
Pakistani	5
Prefer not to say	129
White and Asian	6
White and Black African	2
White and Black Caribbean	3
White British	129
White English	1133
White Gypsy or Irish Traveller	5
White Northern Irish	5
White Scottish	30
White Welsh	20

Table 1: Ethnicity: Respondees

Precept Setting

4.6 Chart 3 summarises the responses to the question, 'Do you agree that an additional 83p per month (based on a band D property) is value for money when it comes to policing Cambridgeshire and Peterborough?'

Of the 1,566 respondees, 64% agreed that an additional 83p per month is value for money.

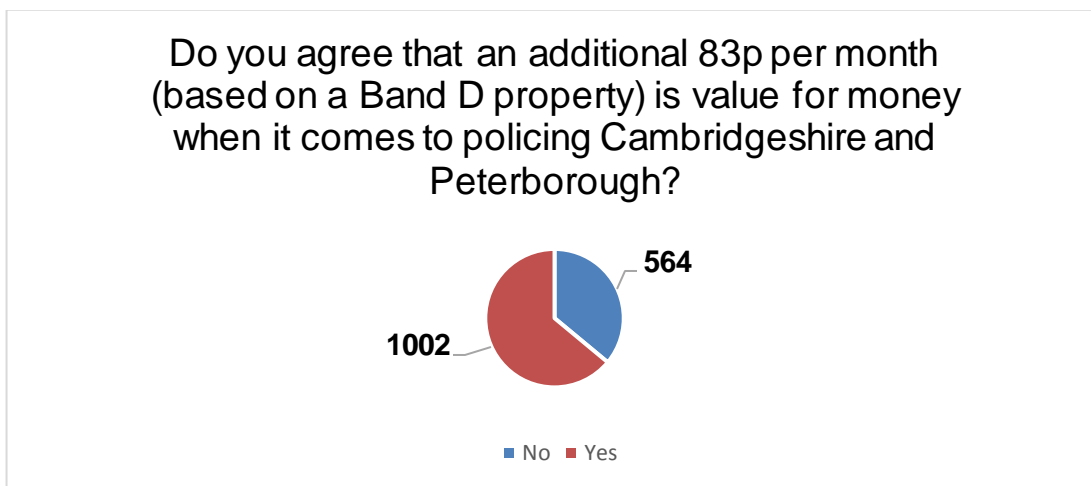


Chart 3: Precept: Agree/Disagree.

Perception Data

4.7 Chart 4 relates to the question 'On a scale of 1-10, with 1 being very unsafe and 10 being very safe, how safe do you feel in Cambridgeshire and Peterborough?'

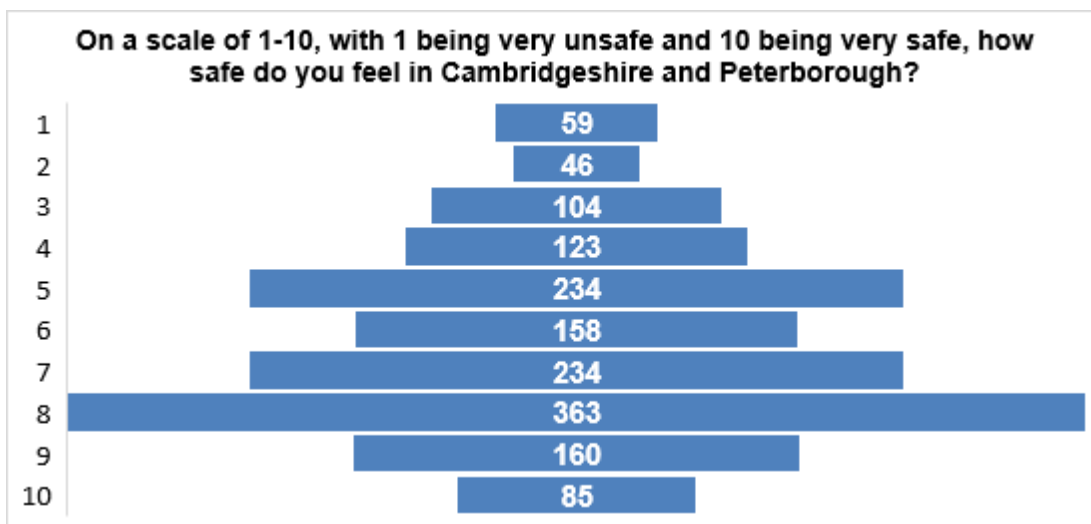


Chart 4: Perception: Safety.

4.8 Chart 5 relates the relates to the question ‘On a scale of 1-10, with 1 being very un-effective and 10 being effective, how do you think the police are dealing with anti-social behaviour and crime?’

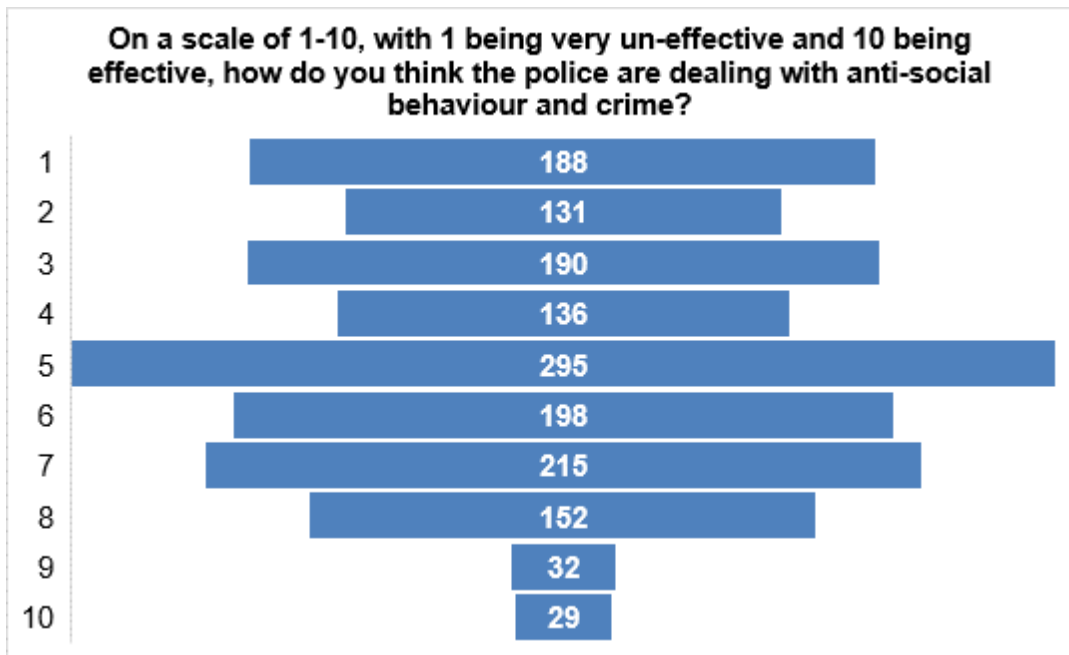


Chart 5: Perception: Effectiveness.

4.9 The perception data will be further analysed to better understand the responses provided. Qualitative responses in the form of text data was received from over 75% of respondees. These comments will be further analysed to understand the sentiment of the responses. This will help provide a richer picture which will be used to enhance the Commissioner’s delivery plan, a plan which underpins the Commissioners Police and Crime Plan.

5 Conclusion

5.1 In total 1,566 people responded to this survey. This is an increase on the process undertaken for 2021/22, when 1,270 people responded to the survey.

5.2 The key question, which related to the precept concluded that 64% of the people who responded agreed that an additional 83p per month was value for money.

Appendix 1 – The Survey

Survey documents

Welcome to my Precept Survey 2022/23

As Police and Crime Commissioner, it's my job to set the budget for the Constabulary - part of that is about determining how much people contribute through their council tax. It is important to me that you have an opportunity to have your say on policing and crime in Cambridgeshire and Peterborough therefore I have launched the below survey which will only take a few minutes to complete. Your views once received will help inform my final decision. For the 2022/23 financial year, as with others, it is important to clarify that police funding comes from two main sources: X% from central government and the remainder from the policing part of council tax. Whilst I recognise that household costs are rising across the board, it is unfortunately no different for policing. Inflation is currently at 5% (??) and national insurance increases, mean that there are considerable pressures on the Constabulary budget, despite savings of XXX having been achieved. It is vital that we are able to meet rising costs and ensure the growth in new officers can be sustained so that the Constabulary's commitment to neighbourhood policing can be maintained and enhanced. I would therefore be grateful if you would spend a few minutes completing this survey.

On a scale of 1-10, with 1 being very unsafe and 10 being very safe, how safe do you feel in Cambridgeshire and Peterborough? (Required)

1	2	3	4	5	6	7	8	9	10
<input type="radio"/>	<input type="radio"/>	<input type="radio"/>	<input type="radio"/>	<input type="radio"/>	<input type="radio"/>	<input type="radio"/>	<input type="radio"/>	<input type="radio"/>	<input type="radio"/>

Use this space to tell us why you feel safe or unsafe.

On a scale of 1-10, with 1 being very un-effective and 10 being effective, how do you think the police are dealing with anti-social behaviour and crime? (Required)

1	2	3	4	5	6	7	8	9	10
<input type="radio"/>	<input type="radio"/>	<input type="radio"/>	<input type="radio"/>	<input type="radio"/>	<input type="radio"/>	<input type="radio"/>	<input type="radio"/>	<input type="radio"/>	<input type="radio"/>

Use this space to tell us why you feel that the police are effective or un-effective

Please rank the following issues according to how you believe Cambridgeshire Constabulary and its partners should prioritise them. (Simply hover your cursor over the crime type and drag your priorities to the top of the list.)

- ⇅ Anti-Social Behaviour
- ⇅ Theft and Burglary
- ⇅ Public order (i.e fighting in public, harassing and rioting)
- ⇅ Wildlife crime (including Hare Coursing)
- ⇅ Modern Slavery and Human Trafficking
- ⇅ Counter Terrorism
- ⇅ Organised Crime and Country Lines
- ⇅ Hate Crime
- ⇅ Cyber Crime
- ⇅ Child Abuse
- ⇅ Domestic Abuse
- ⇅ Sexual Offences
- ⇅ Drug Offences

Do you agree that an additional 83p per month (based on a Band D property) is value for money when it comes to policing Cambridgeshire and Peterborough? *(Required)*

Yes

Please use this space for any other comments.

Equality & Diversity

Age Group *(Required)*

- Under 18
- 18-24
- 25-34
- 35-44
- 45-54
- 55-64
- 65 or Above
- Prefer Not to Answer

Ethnicity *(Required)*

- White English
- White Welsh
- White Scottish
- White Northern Irish
- White British
- White Gypsy or Irish Traveller
- Any other White background
- White and Black Caribbean
- White and Black African
- White and Asian
- Any other Mixed or Multiple ethnicity
- Asian or British Asian
- Indian
- Pakistani
- Bangladeshi
- Chinese
- Any other Asian background
- Black African Caribbean or Black British
- African
- Caribbean
- Any other Black background
- Arab
- Prefer not to say

Do you have a long standing illness, disability or infirmity? *(Required)*

- Yes
- No
- Prefer not to say

How do you identify yourself?

- Male
- Female
- Non-binary or gender fluid
- Prefer not to say
- Other

Other

Which area of the county do you live?

- Peterborough
- Fenland
- East Cambridgeshire
- Huntingdonshire
- Cambridge City
- South Cambridgeshire
- No permanent residence
- I do not live in Cambridgeshire
- Prefer not to say

Do you consider yourself to live in an area which is...

- Urban
- Rural
- Prefer not to say

Submit

Appendix 2 – Survey Engagement Activity

Date	Activity	Link to coverage where available
06/01/2022	Precept survey press release distributed	https://www.cambridgeshire-pcc.gov.uk/commissioner-proposes-precept-increase-to-support-record-officer-numbers-for-cambridgeshire-and-peterborough/
06/01/2022	DP interview on BBC Cambs by Chris Mann	
06/01/2022	Precept promotion on Twitter	https://twitter.com/PCCCambs/status/1479096485320945666?s=20
06/01/2022	Cambs Constabulary – Intranet article	Reaching officers, staff and volunteers
07/01/2022	E-Cops promotion	20k subscribers
07/01/2022	Peterborough Telegraph	https://www.peterboroughtoday.co.uk/news/crime/peterborough-residents-are-asked-for-views-on-proposed-increase-to-council-tax-3518961
11/01/2022	Countywide Comms colleagues	To promote on their staff intranets
11/01/2022	Facebook, Twitter and Instagram	Precept promotion
11/01/2022	Action Against Hate	Survey link shared with seldom-heard community groups with protected characteristics
12/01/2022	Local MPs	To share with their constituents and promote on social media
12/01/20	Fenland Citizen inc. link	https://www.fenlandcitizen.co.uk/news/what-do-you-think-cambridgeshires-fire-and-police-services-9234694/
12/01/2022	NFU regional rep	Shared with members

12/01/2022	Cambridge Independent	Print edition
12/01/2022	Local Councillors	Link shared with 610 local councillors
12/01/22	Cambridge Ahead	Business Community
12/01/22	Twitter	Survey reminder posts
13/01/2022	Spotted Ramsey & Spotted Somersham Facebook pages	Reach 15,000
13/01/2022	Northstowe council website	https://www.northstowetowncouncil.gov.uk/
13/01/22	Business networks	Huntingdon Business Against Crime & Cambridge Business Against Crime Chambers of Commerce
14/01/22	National Union of Farmers	Survey link in the NFU members newsletter
14/01/22	[INSTAGRAM] [FACEBOOK]	Reminder posts
14/01/22	Young people's groups	Cambs Youth Panel St Neots Youth Council Centre 33 ARU Head of Criminology Neale Wade Criminology tutors
14/01/22	Spotted in Ely	Community media
14/01/22	Charities and community groups serving seldom heard	Bishop of Peterborough, Cambridge Central Mosque, Joint Mosques Council, Lighthouse Centre- Ely, Cambridgeshire Constabulary Polish Community rep, LGBT+ Youth & Kite Trust, Gladstone District Community Association, Huntingdon Community Group, Healthwatch Cambridgeshire, Stop Hate UK, PARCA & Chair Multi Agency Forum, Little People UK, BHM (Peterborough), Light Project Peterborough, Cultural & Community Services- People & Communities, Cambridgeshire County Council, Hindu Temple,

		Voiceability/Speak Out Council, Community First, Jewish community rep, Oasis Centre- Wisbech, Cambridge Chinese Centre, Latvian Community Representative, Compas, Caribbean Community rep, Cambridge University Jewish Society & CST
14/01/22	Health rep group	Healthwatch – shared with Partnership Boards for Cares, Learning Disability, Older People, Physical Disability and Sensory Impairment
17/01/22	Watch groups	Speedwatch to share link with volunteers Cambs Countryside Watch Neighbourhood Watch
17/01/22	DASV partnership	Domestic Abuse & Sexual Violence Partnership Group shared with partners
18/01/2022	interview on BBC Cambs	Darryl interviewed by with Dotty McLeod and precept reminder given out to listeners
19/01/2022	Alconbury Neighbourhood Watch	Presentation including Precept and email sent around with links and instructions
19/01/22	[FACEBOOK] [INSTAGRAM]	Precept promotion inc. survey link
20/01/2022	Emailed Ecops subscribers	Final reminders – final day for public to have their say. Social media posts

Produced by:

Office of the Police and Crime Commissioner for Cambridgeshire and Peterborough
PO Box 688, Huntingdon, Cambridgeshire, PE29 9LA

Tel: 0300 333 3456

E-mail: cambs-

pcc@cambs.pnn.police.uk **Online:**

www.cambridgeshire-pcc.gov.uk

Twitter: @pcccamb

Facebook: @CambsPCC

January 2022

This page is intentionally left blank