

Appendix A- Budgetary Control Report Dashboard

Period

Nov-20



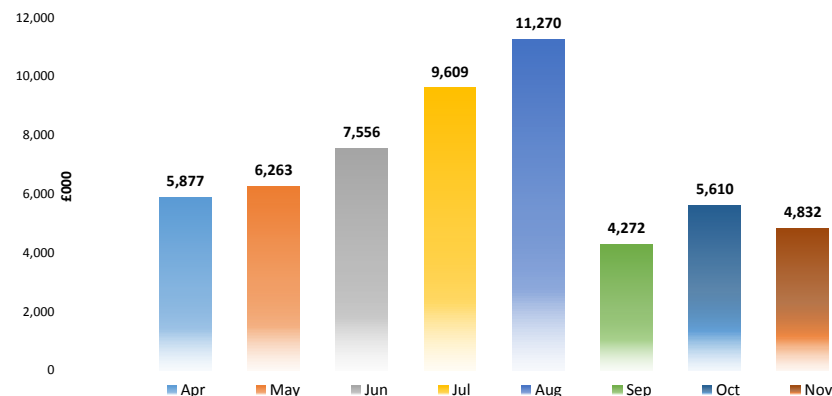
£4.8m Forecast Overspend

17% Forecast Overspend as a proportion of Budget

Forecast overspend position has improved by 14% in November, in comparison with October

Directorate	Budget £k	Forecast Spend £k	Variance £k	Previous Month Variance £k	Movement £k	Overall Status
Chief Executives	1,291	1,272	(19)	(7) ▲	(12)	Underspend
Governance	4,324	4,037	(286)	(226) ▲	(60)	Underspend
Place & Economy	22,122	24,927	2,805	2,871 ▲	(66)	Overspend
People & Communities	87,245	109,133	21,888	22,629 ▲	(741)	Overspend
Public Health	(372)	(139)	233	66 ▼	167	Overspend
Resources	18,962	21,088	2,126	2,072 ▼	54	Overspend
Customer & Digital Services	7,777	7,683	(94)	24 ▲	(118)	Underspend
Business Improvement	619	716	98	99 ▲	(1)	Overspend
Capital Financing	26,219	27,393	1,174	1,174 ▲	(0)	Overspend
Total Expenditure	168,187	196,110	27,924	28,702	(779)	Overspend
COVID-19	0	(18,665)	(18,665)	(18,665) =	0	Underspend
COVID-19 - SFC Income compensation*	0	(3,937)	(3,937)	(3,937) =	0	Underspend
Financing	(168,187)	(168,677)	(490)	(490) =	0	Underspend
Net	(0)	4,831	4,832	5,610 ▲	(779)	Overspend

*based on an estimated value of SFC Income compensation to be received from MHCLG



Key Budget Pressures

People & Communities	2,950	This relates to £1.7m of inflation applied to care contracts, in light of the additional expenditure being incurred by providers and £1.250m in relation to additional residential and nursing provision due to C-19 pandemic.
People & Communities	2,528	Reduced savings such as Adults Positive Challenge, Self Funders, etc. due to C-19. Furthermore, as a result of C-19, savings previously declared in relation to Adult Social Care demography and the National Living Wage can no longer be delivered.
People & Communities	2,273	Loss of income across Parking Services, Parking Enforcement and Environmental Enforcement as a result of C-19. Parking Enforcement is now operational again, however income is forecast to be lower due to C-19 restrictions on social distancing.
People & Communities	2,237	Additional expenditure on Child Care placements. There is additional cost to provide an uplift to Children's Social Care providers and further spend to cover Home Care Support and Integrated Community Equipment services.
People & Communities	2,000	Additional spend to support the transition of services formerly provided by Vivacity services to alternative management.
People & Communities	1,200	Loss of income due to the restrictions from C-19 for Clare Lodge as children are only being moved and accommodated on an emergency basis, which means that placement demand is low compared to usual activity.
Resources	1,121	Business Support savings now not being achieved during the current financial year due to additional C-19 related activity.
Place & Economy	911	Forecast additional spend on temporary accommodation, which includes measures taken to support rough sleepers, homeless individuals and families, have a safe place to isolate throughout the C-19 pandemic.- this has been off-set in part due to the receipt of government grant, including the Next Steps Accommodation Programme (NSAP)
Place & Economy	818	Impact of C-19 on Aragon Direct Services due to loss of income and additional costs.

Key Favourable Variances

Resources	379	Bereavement Services income is expected to exceed budget this year due to C-19 related activity.
People & Communities	350	Savings on Community, Therapy and Reablement Teams are from staff vacancies.
Place & Economy	254	The Council has experienced reduced usage of Concessionary passes.
People & Communities	237	Underspend in the Environmental Enforcement and Parking Enforcement Teams from staff vacancies.
Resources	212	Additional rental income received due to delayed property sales.
Place & Economy	199	Savings experienced on temporary accommodation, due to the new lease arrangements for St Michael's Gate, and delays in housing schemes coming online.
Place & Economy	195	Refund of Climate Change Levy liability from HMRC received
Place & Economy	168	This is mainly made up of the additional New Roads Street Works Act income alongside reduced expenditure.
Governance	165	This is in the Election services as there were no local elections in May 2020 due to the C-19 pandemic.

People & Communiti Nov-20

£21.9m

Forecast Overspend

 25%

Forecast Overspend as a proportion of Budget



Directorate	Budget Group	Budget £k	Forecast Spend £k	Variance £k	Previous Month Variance £k	Movement £k	Overall Status
People & Communities	Director	1,282	1,701	418	413 ▼	6	Overspend
People & Communities	Education	6,695	7,609	914	740 ▼	174	Overspend
People & Communities	Adults - Commissioning	36,761	46,077	9,317	9,317 ▬	0	Overspend
People & Communities	Adults - Operations	9,663	10,225	562	636 ▲	(74)	Overspend
People & Communities	Children's - Operations	10,674	11,576	902	903 ▲	(1)	Overspend
People & Communities	Children's Commissioning	16,127	18,554	2,426	2,440 ▲	(13)	Overspend
People & Communities	Commissioning Team and Commercial Operations	483	1,420	937	961 ▲	(24)	Overspend
People & Communities	Communities - City Centre Management	200	403	204	205 ▲	(1)	Overspend
People & Communities	Communities - Cohesion and Integration	949	1,006	57	3 ▼	54	Overspend
People & Communities	Communities - Community Safety	29	2,633	2,603	2,602 ▼	1	Overspend
People & Communities	Communities - Think Communities	2,685	5,375	2,690	2,792 ▲	(102)	Overspend
People & Communities	Communities-Regulatory Services	1,697	2,012	315	315 ▼	0	Overspend
People & Communities	Children's & Safeguarding (DSG)	5,748	6,172	424	1,110 ▲	(686)	Overspend
People & Communities	Commissioning and Commercial Operations (DSG)	0	11	11	11 ▬	0	Overspend
People & Communities	Education (DSG)	(5,748)	(5,640)	107	183 ▲	(75)	Overspend
	Total People & Communities	87,245	109,133	21,888	22,629 ▲	(740)	Overspend

Directorate Overview

The People and Communities Directorate is currently forecasting an overspend of £21.888m. The figure is made up of the following pressures; £12.555m additional spend in response to C-19. There is a forecast under achievement of £5.458m due to C-19 impact on income. The C-19 impact on the achievement of Medium Term Financial Strategy (MTFS) savings is a pressure of £3.673m. There is also a forecast overspend of £0.830m relating to non-C-19 activity and includes a pressure of £0.410m in relation to credit notes raised to the Clinical Commissioning Group (CCG). A forecast underspend of £0.626m is reported in relation to reduced spend arising from C-19.

Directorate Variance Analysis

Director	£0.447m pressure due to the non-achievement of planned MTFS savings, in relation to reduced agency staff expenditure. This saving was allocated across the directorates based on current agency budgets, however due to the directorates reliance on these budgets to ensure there are adequate levels of social care workers and care staff, these savings will be difficult to extract. This will be reviewed as part of the Council's budget setting process for 2021/22.
Education	£0.202m pressure due to the reduced income generation in respect of attendance fixed penalty notice fines and School Improvement & Governor traded services, as a result of C-19. In line with Government advice, no penalty notice and / or prosecution has been initiated for any new offences between 16 March to end of July 2020. The Council has started to fine parents whose children do not attend school from September, however there is discretion where the reason is C-19 related. It is anticipated that income will only be 50% of usual levels for the Autumn term. School Improvement traded services has recommenced from September 2020.
	£0.537m pressure of which £0.279m is the impairment of the home to school transport MTFS saving. A number of savings work streams were initiated in conjunction with Cambridgeshire County Council i.e. Route Optimisation, promoting the take up of Personal Transport Budgets, the development of a Dynamic Purchasing System and Independent Travel training, however due to the additional C-19 guidance and restricting factors, these savings have not been realised.
	£0.105m other pressures including Private Finance Initiative (PFI) Insurance rebate £0.100m. The PFI Insurance rebate is received every two years. The PFI Manager has attempted to negotiate an annual rebate but there is no provision in the PFI contract for the current bi-annual agreement to be changed.
	£1.5m pressure relating to a 10% uplift awarded to care providers until the end of June to assist with the additional costs and the impact of C-19. There is also a £0.817m pressure in relation to additional care package expenditure due to C-19.
Adults - Commissioning	£2.95m pressure arising from £1.7m due to inflationary increases applied to care provider contracts to support the ongoing increased costs being experienced. In previous years, the Council has held off awarding uplifts to provide contracts in order to manage the rising cost of adult social care, however, with the largest increase in the National Living Wage, providers have requested additional support. £1.250m is due to additional residential and nursing beds required, to free up hospital capacity to support with the C-19 case load. The pressure has increased in comparison to an earlier reported position, this is due to the ceased funding by the CCG and the Council has an increased social care client base.

	<p>£0.165m pressure due to a loss of client contributions, as a result of hospital discharge cases going into block care beds funded by CCG. The discharge guidance issued at the beginning of the pandemic, states not to collect client contribution during pandemic.</p> <p>£2.528m pressure from reduced or lost savings due to C-19. Savings plans such as Adults Positive Challenge, Self Funders, Care Suites and Lifeline have all been affected due to resources focusing on responding to discharges and other pressures from C-19. As a result of C-19, savings previously declared in relation to Adult Social Care Demography and the National Living Wage can no longer be delivered.</p> <p>£0.918m pressure on care packages due to a rise in demand and costs of new packages as well as the need to credit back some invoices to the Clinical Commissioning Group as these were raised in error.</p>
Adults - Operations	<p>£0.107m pressure - MTFs saving no longer achievable due to the delay in the implementation of the Liberty Protection Safeguards (LPS). The scheme was designed to replace Deprivation of Liberty Standards (DoLS) in October 2020 but has been confirmed to be put back to April 2022 due to the pandemic and the need for further consultation before implementation.</p> <p>£0.086m pressure - loss of income from Care and Repair due to C-19. The service receives income from work carried out under the Disabled Facilities Grant (DFG). Care and Repair staff have been redeployed to Reablement and other teams to respond to C-19 so are unable to generate the contributions.</p> <p>£0.350m favourable on Community, Therapy and Reablement Teams as a result of staff vacancies</p>
Children's - Operations	<p>£0.257m pressure - The Tackling Troubled Families Grant is partly paid based on Payment By Results (PBR). Due to C-19 and the closure of Schools it is anticipated that there will be a shortfall of PBR income. There is a loss of Income for Cherry Lodge due to CCG funded bed occupancy not being utilised due to children shielding.</p> <p>£0.741m pressure due to additional early help costs to establish a short term team to provide direct early help support and commission support services and additional capacity needed for Children's Social Care Assessment teams to meet the expected increase in referrals of vulnerable children into Children's Social Care. Alongside additional capacity needed at Derby House to meet the expected increase in demand for children with very complex disabilities.</p>
Children's Commissioning	<p>£2.237m pressure - C-19 additional spend . £1m additional spend approved for Children in Care placements costs to meet any anticipated spike in requests for placements as restrictions are restricted and schools have returned. £0.895m additional cost to provide an uplift to Children's Social Care providers to cover their additional costs during the lockdown and the recovery phase. Provider uplifts are considered by a Business Continuity panel. Additional spend approved of £0.341m to cover Home Care support / Short Breaks, Integrated Community Equipment Services to meet any additional demand.</p> <p>£0.077m pressure - The re-commissioning of Children's Centres has been delayed due to the C-19 pandemic.</p> <p>£0.261m pressure due to an uplift on Children Placements costs, due to the additional C-19 costs being incurred.</p>
Commissioning Team and Commercial Operations	<p>£1.2m pressure due to reduced income generated from Clare Lodge, as a result of the C-19 pandemic. Children are only being moved and accommodated on emergency basis and new procedures require new admissions to self-isolate for 14 days which is also influencing decision making by placing authorities. The delay to the Capital project to refurbish lounges means that two lounges are currently unavailable for use- these are now expected to be operational imminently.</p> <p>£0.100m pressure as a result of additional expenditure at Clare Lodge on staffing due to children having to self isolate, due to positive C-19 tests, additional cost of PPE and other infection control measures.</p>
Communities - City Centre Management	<p>£0.267m pressure - loss of Income is forecast in respect of Street Traders, the City Market , the Great Eastern Run and City Centre Events. This can be directly linked to the C-19 pandemic.</p>
Communities - Community Safety	<p>£2.273m pressure due to loss of income across multiple services including £1.651m from Parking charges, £0.478m from Parking Enforcement and £0.145m from Environmental Enforcement . Parking income has been significantly less than budget due to the reduction in footfall within the town centre due to the C-19 . Enforcement staff have been redeployed to support the C-19 Emergency Hub & more recently to Marshalling duties, however enforcement is now operational again but income levels are forecast to be lower than previous levels given C-19 impact on staffing productivity, suspension of parking bays, pop up cycle lanes etc.</p> <p>£0.193m pressure as a result of impaired MTFs savings in relation to increased parking charges. These were meant to be implemented from April 2020 but as parking charges were temporarily free of charge for the initial lockdown period. Income is now forecast to be lower since parking charges have been reinstated.</p> <p>£0.237m Favourable due to vacancies held in Environmental Enforcement and Parking Enforcement Teams.</p>
Communities - Think Communities	<p>£2.0m pressure due to additional expenditure to support the transition of Vivacity services to Aragon and Peterborough City College. Early on in the C-19 Pandemic Vivacity gave notice on its contracts to the Council due to the financial difficulty placed on the operations as a result of C-19.</p> <p>£0.179m pressure in respect of non-delivered MTFs saving in respect of Vivacity services. Given Vivacity's decision to give notice on the Culture and Leisure contract, it is highly unlikely that this saving will be achieved.</p>
Communities-Regulatory Services	<p>£0.400m pressure due to forecast loss of income on the Premier Fitness profit share scheme (Vivacity)- this is a result of the C-19 pandemic.</p> <p>£0.274m pressure due to additional spend on the Coroners Service to manage the backlog and complexity of cases and for the Councils share of temporary mortuary costs.</p> <p>£0.135m pressure due to reduced Income from Licensing in relation to Food premises, Street Traders & Taxi's as a result of businesses / taxi operators being closed and allowing for permanent closure of businesses.</p>
Education (DSG)	<p>£0.150m pressure due to additional forecast spend to ensure the sustainability of Nursery Education providers, as a result of the potential closures which could be caused as a result of C-19 pandemic.</p> <p>£0.424m pressure due to an increase of complex placements during Summer 2020, the majority of these cases can be identified as resulting from the C-19 pandemic.</p>

£0.2m Forecast Overspend



2%

Forecast as a proportion of the Expenditure Budget (exc the Public Health Grant)

Directorate	Budget Group	Budget £k	Forecast Spend £k	Variance £k	Previous Month Variance £k	Movement £k	
Public Health	Children 0-5 Health Visitors	3,886	4,074	188	0 ▼	188	Overspend
Public Health	Children 5-19 Health Programmes	887	942	55	0 ▼	55	Overspend
Public Health	Sexual Health	1,933	2,040	107	41 ▼	66	Overspend
Public Health	Substance Misuse	2,218	2,214	(4)	(4) ▲	(0)	Underspend
Public Health	Smoking and Tobacco	295	295	(0)	0 ▲	(0)	Underspend
Public Health	Miscellaneous Public Health Services	1,532	1,419	(113)	29 ▲	(142)	Underspend
Public Health	Public Health Grant	(11,124)	(11,124)	0	0	0	On Budget
	Total Public Health	(372)	(140)	232	66 ▼	166	Overspend

Directorate Overview

The Public Health Directorate is currently forecast to overspend by £0.232m. Included in this forecast is a pressure £0.305m in relation to Agenda for Change contract cost increases and £0.126m of C-19 related expenditure across all services. This is offset by £0.199m of other savings.

Directorate Variance Analysis

Contract increases	£0.305m pressure - Agenda for Change increases
Sexual Health	£0.044m pressure - additional C-19 spend Sexual Health contract
Miscellaneous Public Health Services	£0.044m pressure - additional C-19 spend - delayed start to new Healthy Lifestyles contract
Substance Misuse	£0.015m pressure - additional C-19 spend - Drug and Alcohol Services
Miscellaneous Public Health Services	£0.015m pressure - additional C-19 spend -National Child Measurement Programme

Test and Trace

The value received for Test and Trace grant is £1.018m, which will be used to fund the following workstreams:

1. Testing Capacity.
2. Workforce & Training.
3. Outbreak Management.
4. Communications & Infrastructure.
5. Community & Voluntary Sector.
6. Education to Support schools.

The Council is working jointly with Cambridgeshire County Council, with the shared costs split between the 2 authorities on an agreed percentage. Some costs being incurred are specific to each authority and a strict request and monitoring process has been set up which includes the District Councils.

£-0.3m Forecast Underspend



-7% Forecast Underspend as a proportion of Budget

Directorate	Budget Group	Budget £k	Forecast Spend £k	Variance £k	Previous Month Variance £k	Movement £k	Overall Status
Governance	Director of Governance	151	133	(18)	(18) ▲	(1)	Underspend
Governance	Legal Services	1,928	1,969	41	99 ▲	(58)	Overspend
Governance	Constitutional Services	2,029	1,752	(277)	(276) ▲	(1)	Underspend
Governance	Performance & Information	216	183	(33)	(32) ▲	(1)	Underspend
	Total Governance	4,324	4,037	(287)	(226) ▲	(61)	Underspend

Directorate Overview

Overall the Governance department is forecasting to underspend by £0.288m, largely due to the reduction in costs associated with holding local elections, as these have been postponed due to C-19. Savings also on salaries and members allowances.

Directorate Variance Analysis

Legal Services	£0.040m overall pressure, which relates to £0.093m pressure on Land Charges Income, offset by other favourable income in Legal Services.
Constitutional Services	£0.165m favourable position on election services, this is broken down in to a £0.188m saving as there were no local elections in May 2020 due to the C-19 pandemic, however this is offset by a £0.023m forecast pressure in respect of additional costs relating to the Electoral Register and previous year election.
	£0.112m Favourable position as a result of £0.086m saving on Members Allowances and other smaller variances.

£0.0m Forecast Underspend  **-1%** Forecast Underspend as a proportion of Budget

Directorate	Budget Group	Budget £k	Forecast Spend £k	Variance £k	Previous Month Variance £k	Movement £k	Overall Status
Chief Executives	Chief Executive	157	145	(12)	(13) ▼	0	Underspend
Chief Executives	HR	1,134	1,127	(7)	6 ▲	(12)	Underspend
	Total Chief Executives	1,291	1,272	(19)	(7)	(12)	Underspend

Directorate Overview

Currently the Chief Executives Directorate is reporting a total variance of £0.019m this is broken down in the below analysis.

Directorate Variance Analysis

34	HR	£0.062m pressure - The main variance in this area is due to additional salary costs as a number of Voluntary Redundancies have been delayed to ensure the Council had the appropriate level of staffing resource available to provide the C-19 pandemic response.
		£0.014m Pressure - Additional training costs and loss of Occupational Health income due to C-19.
		£0.083m Favourable - due to currently held vacant posts.
34	Chief Executive	£0.004m Pressure - Additional salary costs following delay of Voluntary Redundancy, due to C-19.
		£0.016m Favourable - Other minor variances in the service.

£2.1m Forecast Overspend



11% Forecast Overspend as a proportion of Budget

Directorate	Budget Group	Budget £k	Forecast Spend £k	Variance £k	Previous Month Variance £k	Movement £k	Overall Status
Resources	Director's Office	276	271	(5)	(5)	0	Underspend
Resources	Financial Services	3,365	3,382	17	(0)	17	Overspend
Resources	Corporate Items	8,013	8,523	510	510	0	Overspend
Resources	Peterborough Serco Strategic Partnership	6,375	7,731	1,356	1,316	40	Overspend
Resources	Corporate Property	1,939	2,311	372	372	(0)	Overspend
Resources	Energy	478	546	67	57	11	Overspend
Resources	Cemeteries, Cremation & Registrars	(1,485)	(1,675)	(191)	(177)	(13)	Underspend
	Total Resources	18,962	21,088	2,126	2,072	55	Overspend

Directorate Overview

The Resources Directorate is currently forecasting an overall overspend of £2.126m against budget. The main variances at this stage relate to budgeted savings targets in Peterborough Serco Strategic Partnership Business Support, unachieved letting income target relating to renting out additional space at Sand Martin House (SMH), which is not yet possible, offset partly by additional rental income from POSH and Allia. Cemeteries, Cremation & Registrars are overall showing a favourable variance as a result of C-19.

Directorate Variance Analysis

Director's Office	£0.005m Favourable - Other savings in the service.
Financial Services	£0.017m Pressure - A pressure relating to temporary staffing costs due to C-19 is being reported within Internal Audit.
Corporate Items	£0.477m Pressure - Pressure against available pay award budget.
	£0.057m Favourable - Latest VAT shelter income forecast from Cross Keys Homes shows expected income above budget.
	£0.009m Pressure - Expected pressure against Parish Council precept budget
Peterborough Serco Strategic Partnership	£0.065m Pressure - External Audit Fees are forecast to exceed budget following an increase in fees due to a variety of factors.
	£0.016m Pressure - Workforce Modernisation saving not fully achieved.
	£1.121m Pressure - Business Support savings not expected to be delivered due to C-19. The current forecast is based on Business Support Notice of change/new model/Hub implementation not being implemented during 20/21. However this is now subject to a wider strategic review and a further adjustment to the forecast may be required to reflect the outcome of this review.
	£0.009m Pressure - Computer software costs relating to C-19
Corporate Property	£0.167m Pressure - Other variances within the service, including Annual Delivery Plan/BTSI costs, and growth income received but not budgeted in year.
	£0.018m Pressure - Housing Benefit Admin and Local Council Tax Admin grant final allocation is lower than budgeted.
	£0.041m Pressure - The Housing Benefit Subsidy budget is forecasting a £0.039m pressure against budget. This is being monitored as time progresses considering the impact of C-19 issues.
	£0.475m Pressure - Additional letting of SMH now not possible this year.
	£0.212m Favourable - Rental Income from POSH & Allia continues as not yet sold (£0.286m F) and a delay in the Town Hall North income (£0.074m).
Energy	£0.108m Pressure - Other pressures in the service.
	£0.006m Pressure - Door control costs at SMH
Cemeteries, Cremation & Registrars	£0.005m Favourable - C-19 response costs at SMH (cleaning, signage etc) offset by reduced electricity costs.
	£0.067m Pressure - MTFs saving unachievable, as well as additional maintenance costs, reduced income, partly offset by reduced capital financing costs and net loan interest receivable.
Cemeteries, Cremation & Registrars	£0.188m Pressure - Registration Services income is forecast to be £0.215m underachieved and can only be partially offset with a reduction in expenditure (£0.027m). This forecast on income is fully attributable
	£0.379m Favourable - Bereavement Services income is expected to exceed budget by £0.418m this year due to C-19. Other net pressures within the service of £0.039m are currently being reported.

£2.8m Forecast Overspend

13%

Forecast Overspend as a proportion of Budget

Directorate	Budget Group	Budget £k	Forecast Spend £k	Variance £k	Previous Month Variance £k	Movement £k	Overall Status
Place & Economy	Development and Construction	(70)	144	214	234 ▲	(20)	Overspend
Place & Economy	Director, OP & JV	582	523	(58)	(52) ▲	(7)	Underspend
Place & Economy	Peterborough Highway Services	4,236	4,115	(120)	21 ▲	(142)	Underspend
Place & Economy	Sustainable Growth Strategy	1,652	1,567	(84)	(80) ▲	(5)	Underspend
Place & Economy	Waste, Cleansing and Open Spaces	13,303	14,959	1,657	1,649 ▼	7	Overspend
Place & Economy	Westcombe Engineering	123	376	253	200 ▼	53	Overspend
Place & Economy	Director of Housing	2,094	3,004	911	866 ▼	45	Overspend
Place & Economy	Service Director Environment & Economy	204	237	33	32 ▼	1	Overspend
Total Place & Economy		22,122	24,927	2,805	2,871 ▲	(66)	Overspend

Directorate Overview

Overall Place and Economy is forecasting an overspend of £2.805m. There are significant overspends as a result of the C-19 pandemic, however there are some favourable movements due to reduced service use and savings generated as a result of reduced spending on non-essential expenditure. As part of the government response to the C-19 pandemic, housing forecasts a revised pressure for the year to be £0.911m. The Ministry of Housing, Communities and Local Government (MHCLG) funded £0.028m as an interim measure while working on more comprehensive measures. A initiative called Next Steps Accommodation Programme (NSAP) was instigated with a fund for capital schemes of £105m. Attached to this bidding process was the opportunity to ask for the associated revenue costs up to March 2021, by which time rough sleepers are expected to be rehoused permanently. The revenue bid has been successful, giving Peterborough funding of £0.426m. The capital element of the bid is still being scrutinised by Homes England having passed through the first hurdle of the process with MHCLG. This is for £0.600m which will be combined with spend to save borrowing, making a scheme total cost of £2.4m. This has gone some way to offsetting the increased costs from housing rough sleepers.

Directorate Variance Analysis

	£0.246m Pressure - Planning fee income is reduced due to C-19, especially in Q1; applications have picked up but income remains lower than budgeted.
Development and Construction	£0.147m Favourable - Other Development Income is currently forecast higher than budget, this includes S106 and Community Infrastructure Levy (CIL) Administration fees in respect of developments at Wittering, Hampton and Thorney.
36 Director, OP & JV	£0.115m Pressure - Other variances of reduced income due to C-19 - (Building Control income, pre application income and shared service staff recharges) and cost of temporary staff
	£0.059m Favourable - Various Directorate wide savings held here (car allowances, telephones, salaries, software, others to be reallocated)
Peterborough Highway Services	£0.254m Favourable - Concessionary fares as significant reduced usage of concessionary passes
	£0.104m Favourable - Bus Service Operators Grant used to funds 60's
	£0.168m Favourable - Network Management Permitting Income. Mostly additional New Roads Street Works Act income and reduced expenditure
	£0.107m Pressure - Staffing costs
Sustainable Growth Strategy	£0.236m Pressure - Highways extra costs associated with C-19 and reduced income in street naming/numbering
	£0.062m Pressure - Other variances (Queensgate Bus Station reduced departure fee income due to C-19, Traffic Signals costs)
	£0.085m Favourable due to various savings
	£0.244m Pressure - reduced Brown Bins Income - no charge for 3 months due to C-19
Waste, Cleansing and Open Spaces	£0.477m Pressure in relation to the Energy from Waste (EFW) Plant Electricity Income loss due to a fall in wholesale demand leading to drop in export price
	£0.120m Pressure due to additional costs at Household Recycling Centre due to C-19, such as signage, cleansing, staffing and Traffic Management costs
	£0.195m Favourable - Refund of Climate Change Levy liability payment from HM Revenue & Customs, following detailed discussions on the relevant application of the tax rules which removed the Council's liability.
	£0.120m Pressure - Waste Treatment costs higher due to increased Residential Waste- This is an implication of C-19 as residents have been at home more due to lockdown measures, school closures and working from home guidance.
	£0.818m Pressure - Impact of Covid-19 on Aragon Direct Services due to loss of income and additional costs.
Westcombe Engineering	£0.073m Pressure - Other variances including, additional grave digger, additional refuse vehicle, additional city centre cleansing, loss of bulky waste income, additional Depot premises costs, partially offset by ERF insurance rebate
	£0.253m Pressure - Reduced income as reduced capacity due to C-19 £0.243m and backfill post seconded to Covid Hub £0.010m
Service Director Environment & Economy	£0.033m Pressure - No income generated from Peterborough Destination Centre partially offset by employee savings
	£0.911m ner pressure - Mostly as a result of the C-19 pandemic there is forecast additional net expenditure of £0.911m, as the Council has taken steps to ensure that rough sleepers and homeless families and individuals have temporary accommodations, and a safe place to self isolate. This is a total of the lines below:
Director of Housing	* £1.145m Pressure - C-19: additional hotel, B&B, employee, security and repair costs for FY 20/21. Pressure previously reduced as use of PCC owned/leased properties from Jan 2021 rather than April 2021
	* £0.199m net saving on temporary accommodation. This is the result of pressure caused by the decision not to purchase St Michaels Gate, but to extend the lease instead, which is being offset by savings due to a 6 month delay in Bushfield Court coming on line and the decision not to approve the Walton Road proposal. The latter two had been budgeted for the full year.
	* £0.252m Pressure - Cost of Interim Director of Housing Needs and Supply
	* £0.454m Favourable- as a result of receiving two grants £0.028m to fund initial short term costs and £0.426m, to fund ongoing short term costs until March 2021 (part of NSAP bid)
	* £0.167m Pressure - Housing Project Management Costs

£0.1m Forecast Overspend



16% Forecast Overspend as a proportion of Budget

Directorate	Budget Group	Budget £k	Forecast Spend £k	Variance £k	Previous Month Variance £k	Movement £k	Overall Status
Business Improvement	Programme Management Office	619	716	98	99 ▲	(1)	Overspend
	Total Business Improvement	619	716	98	99 ▲	(1)	Overspend

Directorate Overview

The Business Improvement Directorate is currently reporting an overspend of £0.098m against budget, due almost entirely to C-19 pressures.

Directorate Variance Analysis

Programme Management Office	£0.102m pressure - due to additional staffing and consultancy costs incurred due to C-19 pandemic.
	£0.004m favourable - other

£-0.1m Forecast Underspend



-1% % Forecast Underspend as a proportion of Budget

Directorate	Budget Group	Budget £k	Forecast Spend £k	Variance £k	Previous Month Variance £k	Movement £k	Overall Status
Customer & Digital Services	ICT	7,084	6,886	(197)	(53) ▲	(145)	Underspend
Customer & Digital Services	Marketing & Communications	355	421	66	39 ▼	27	Overspend
Customer & Digital Services	Resilience & Health & Safety	263	301	37	38 ▲	(1)	Overspend
Customer & Digital Services	Director of Customer & Digital Services	75	75	0	0 ▬	0	On Budget
Total Customer & Digital Services		7,777	7,683	(94)	24 ▲	(118)	Underspend

Directorate Overview

Currently the Customer & Digital Services Directorate is reporting a £0.094m underspend, due to some savings in year offset by C-19 response pressures in the Directorate.

Directorate Variance Analysis

Marketing & Communications	£0.007m Favourable - Other savings within the service area.
	£0.073m Pressure - reduction in sponsorship income and reduced design & print recharges as a result of C-19.
Resilience & Health & Safety	£0.035m Favourable - Salary savings in service area
	£0.007m Pressure - C-19 related spend on additional signs
	£0.065m Pressure - C-19 related spend on body storage and funeral director costs
	£0.044m Pressure - Additional costs incurred on computer software due to the C-19 response.
	£0.074m Favourable - Unbudgeted income in year relating to schools broadband
	£0.112m Favourable - Underspend anticipated in year on software budget.
	£0.055m Favourable - Other underspends within the service.

£1.2m Forecast Revenue Overspend



4% Forecast Overspend as a proportion of Budget

Directorate	Budget Group	Forecast			Previous Month	Movement	Status
		Budget £k	Spend £k	Variance £k	Variance £k		
Resources	Capital Financing	26,219	27,393	1,174	1,174	0	Overspend
	Total Capital Financing	26,219	27,393	1,174	1,174	0	Overspend

Capital Financing and Capital Receipts Overview

A £1.2m forecast overspend is reported from a combination of the factors detailed below. The forecast reflects the risk in achieving asset sales in the current economic climate, which has been partially offset by the cost of borrowing for new debt being lower and later in the year than anticipated in the MTFS. The realisation of asset sales remain incredibly challenging and complex in negotiation, due to the decline in the economic climate. This in turn puts achievement of receipts by the 31 March 2021 at huge risk, and would put further strain on the in year budget position.

Directorate Variance Analysis

Less borrowing was undertaken for the capital programme in 2019/20 than budgeted for in the MTFS resulting in less budget being required to fund existing borrowing.

Forecast interest rates for new borrowing remain as forecast at the time the MTFS was set. It is currently anticipated that new borrowing of £88m will be required to fund the capital programme and refinancing of maturing loans, and reflects the new Empower loan arrangement. The council continues to review the borrowing strategy in light of interest rates available. Capital programme reviews for 2020/21 will be undertaken to ensure that a realistic profile of scheme delivery is being costed to enable forecast for borrowing and timings to be made, see Capital Programme for additional detail.

An estimate of the minimum revenue provision has been included in the forecast as the detailed calculation has been delayed due to resource constraints. This forecasts a small overspend position of £0.093m.

The level of interest receipts forecast to be generated from loans the council has issued is forecasting an income loss from compared to the estimate in the MTFS as a result of the delay in the drawdown of the loan granted to the hotel build in Fletton Quays, however, this is offset through the reduction in new borrowing required to fund the loan and better performance than expected from the ESPO estimated dividend where amounts will be finally confirmed in December 2020.

Capital Receipts

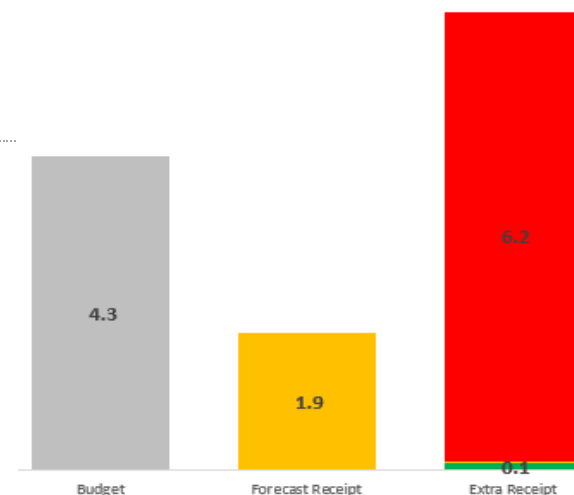
Capital Receipts are used as part of a contribution to repay debt. Close monitoring of the Capital Receipts is maintained as any change has a direct impact on the revenue position. Capital Receipts are monitored on a monthly basis and each sale given a status of Red, Amber or Green to identify the likely receipt before March 2021. As per the MTFS policy Capital Receipts will be used to repay debt and forms part of the calculation of the reducing the overall debt through MRP. If capital receipts are not received, the debt will need to be repaid via revenue resources.

As the table and chart below demonstrate, the Council has identified over £8.2m of asset sales in order to achieve the MTFS budget of £4.3m. However, the impact from C-19 pandemic of asset sales is creating a challenging environment in which to finalise final exchange and therefore the timing of the final receipt. The budget has been revised to £3.9m to reflect the timing loss caused through the delay with the sale of the football stadium from 2019/20 with regards to the deferred payment arrangement that had previously been negotiated. Discussion are ongoing with regards to the sale of the stadium, however this sale seems unlikely to materialise before the end of 2019/20.

Capital Receipts forecast receipt based on RAG assessment of achievement by 31 March 2020

Capital Receipts To Repay Debt

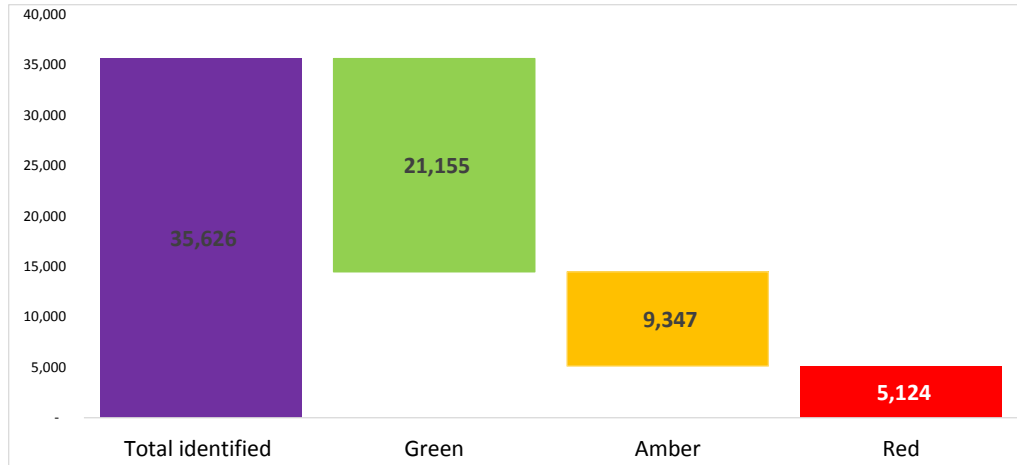
RAG Status	MTFS Budget £k	Revised Budget £k	Received to Date £k	Not yet received £k	Variance £k
Green	-	-	183	-	-
Amber	4,302	3,930	-	1,912	2,390
Red	-	-	-	6,165	(6,165)
Total	4,302	3,930	183	8,077	(3,775)



BCR- Revenue Savings Plan Delivery

Nov-20

In 2020/21 The Council has identified £35.5m of Savings, of which £21.2m are on track to be fully delivered, £9.3m are in progress and £5.1m are currently at significant risk



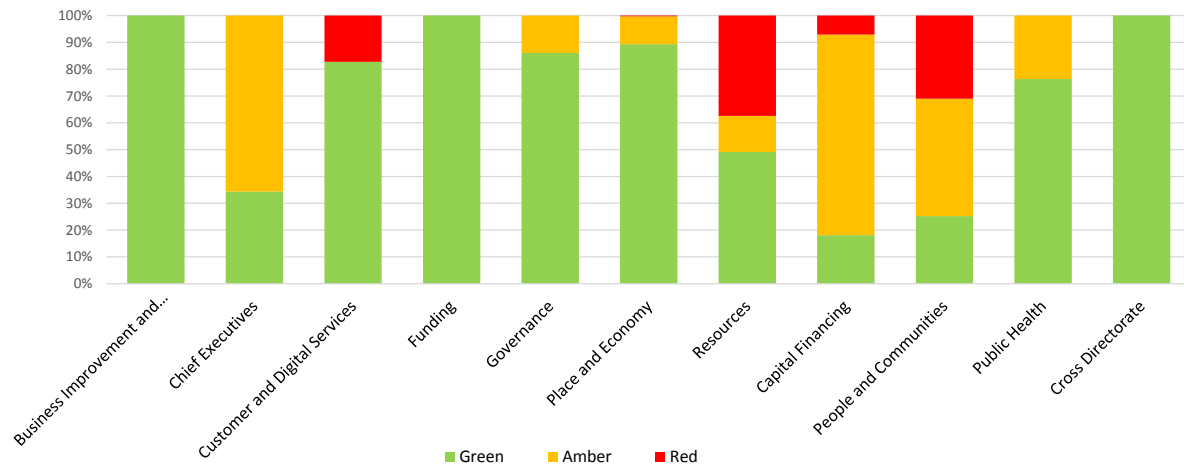
	Total identified	Green Full Saving Expected	Amber Some/minor shortfall in savings	Red High proportion not achievable
2020/21				
Business Improvement and Development	219	219	0	0
Chief Executives	483	166	317	0
Customer and Digital Services	325	269	0	56
Funding	10,897	10,897	0	0
Governance	246	212	34	0
Place and Economy	3,083	2,753	320	10
Resources	5,332	2,620	716	1,996
Capital Financing	5,253	951	3,930	372
People and Communities	8,683	2,192	3,800	2,690
Public Health	971	741	230	0
Cross Directorate	135	135	0	0
Total	35,626	21,155	9,347	5,124

Savings Identified as Red

The table outlines the individual savings which have been categorised as red. These require actions to be taken to ensure delivery of these or alternative savings to the same value identifying.

Row Labels	2020/21 £000
Capital Financing	372
Capital receipts - POSH deferred Receipt element	372
Customer and Digital Services	56
Communications and reduced staffing	56
People and Communities	2,690
Children's Agency Staff Recruitment	173
DoLS Assessments	107
Lifeline	21
SEN and Home to School Transport	279
Vivacity	179
Parent Assessment Manual (PAMS)	22
Community Safety - increased income and savings. Neighbourhoods	10
Care Suites	100
Self Funders	50
Adult Social care demography	600
Home to School Transport - Catchment area review	21
National Living Wage	300
Social Care Demand	328
HR Controls- Staff Parking	53
HR Controls- Agency Staff Saving	447
Place and Economy	10
Additional Archaeological Services charges within Planning	10
Resources	1,996
Business Support Services	1,521
Property - Maximising the use of Sand Martin House	475
Grand Total	5,124

2020/21 Savings by Rag rating as a proportion of directorate savings target



Overview

* The Council has forecast reserve balances of £17.9m at the end of 2020/21, this includes £6m of general fund, £7.4m of usable reserves and £4.4m of ring-fenced reserves.

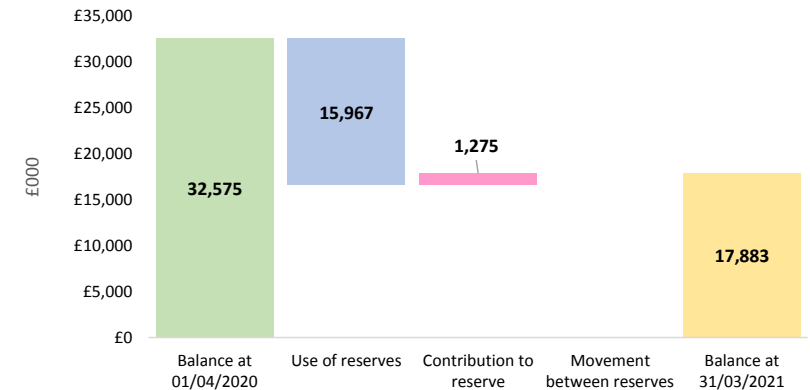
* The Capacity Building Reserve includes the assumption that £4.8m will be used to fund the in year forecast overspend, as outlined within this report.

* The Capacity Building Reserve includes commitments for the costs of transformation programmes such as the ICT strategy and Adults Positive Challenge.

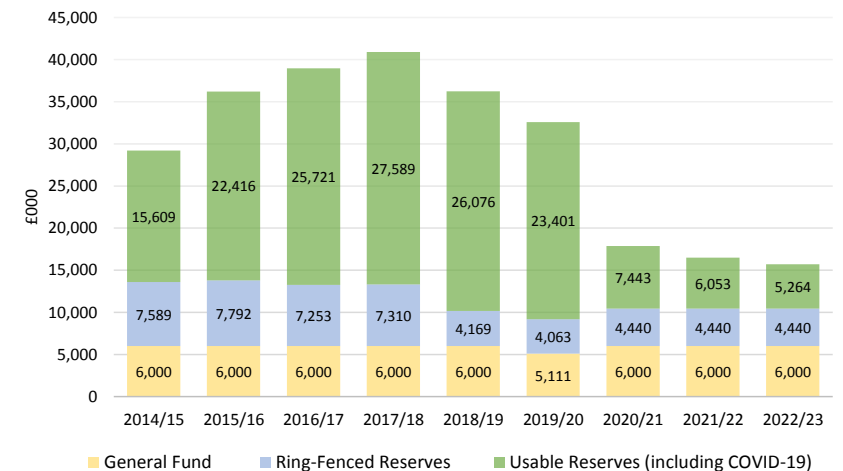
* The COVID-19 Reserve was created in 2019/20, as a result of receiving the first tranche of the £3.2bn response funding in March. It is forecast that this will be used in full to fund the additional costs, and has been vired in to the revenue budget, as shown in the report.

	2020/21	2020/21	2020/21	2020/21	2020/21	2021/22	2022/23
	Balance C/Fwd	Forecast Cont	Forecast Cont	Movement	Balance at	Balance at	Balance at
	£000	from Reserve	to Reserve	between	31.03.21	31.03.22	31.03.23
	£000	£000	£000	Reserves	£000	£000	£000
Summary of Reserves							
General Fund Balance	5,111		889	-	6,000	6,000	6,000
					-		
Usable Reserves							
Capacity Building Reserve	12,992	(8,806)	-	-	4,186	4,117	4,117
Grant Equalisation Reserve	-	-	-	-	-	-	-
Departmental Reserve	5,077	(1,820)	-	-	3,257	1,936	1,147
Covid-19 Reserve	5,332	(5,332)	-	-	-	-	-
	23,401	(15,958)	-	-	7,443	6,053	5,264
Ring-Fenced Reserves							
Insurance Reserve	3,073	-	386	-	3,459	3,459	3,459
Schools Capital Expenditure Reserve	752	-	-	-	752	752	752
Parish Council Burial Ground Reserve	56	-	-	-	56		56
Hackney Carriage Reserve	173	-	-	-	173	173	173
Public Health Reserve	9	(9)	-	-	-	-	-
	4,063	(9)	386	-	4,440	4,440	4,440
Total Usable and Ring-Fenced Reserves and General Fund Balance	32,575	(15,967)	1,275	-	17,883	16,493	15,704

Movement in Reserves 2020/21



RESERVES BALANCES 2014/23



Overview

The revised Capital Programme budget as at November 2020 is £100.8m, which includes £25.5m for Invest to Save (I2S) Schemes.

The agreed investment as per the Medium Term Financial Plan (MTFS) was £146.4m. The movement between the MTFS position and the £158.6m as at April 2020 was a result of slippages mainly due to delays completing projects from 2019/20.

The actual investment expenditure as at November 2020 is £4.8m. The latest forecast provided by project managers predicts an overall spend of £100.8m, therefore the Council is expecting to spend a further £96.0m before March 2021.

The I2S budget is for schemes that must cover the cost of borrowing and minimum revenue provision (MRP) from either income generation or from generated savings.

The Asset Investment Plan can be funded via three core elements, external third party income (including grants), capital receipts generated from the sale of Council assets, and borrowing from the external market. For the 2016/17 MTFS onwards the approved strategy is to use Capital Receipts as part of a contribution to the Minimum Revenue Provision (MRP) therefore they are no longer used primarily for the funding of the Asset Investment.

The following table shows the breakdown of the Council's Asset Investment over the directorates and how this investment is to be financed.

Directorate	MTFS Budget £k	1st April Budget £k	Revised Budget	
			FY £k	Actual YTD £k
Customer & Digital Services	4,920	5,169	4,481	0
People & Communities	23,215	26,439	19,690	4,771
Place & Economy	39,275	40,386	31,749	0
Resources	38,341	40,995	19,376	0
TOTAL	105,751	112,989	75,296	4,771
Grants & Third Party Contributions	26,778	32,707	29,536	0
Capital Receipts repayment of loans	0	0	0	0
Borrowing	78,973	80,282	45,760	0
TOTAL	105,751	112,989	75,296	0
Invest to Save	40,602	45,602	25,466	0
Invest to Save Borrowing	40,602	45,602	25,466	0

